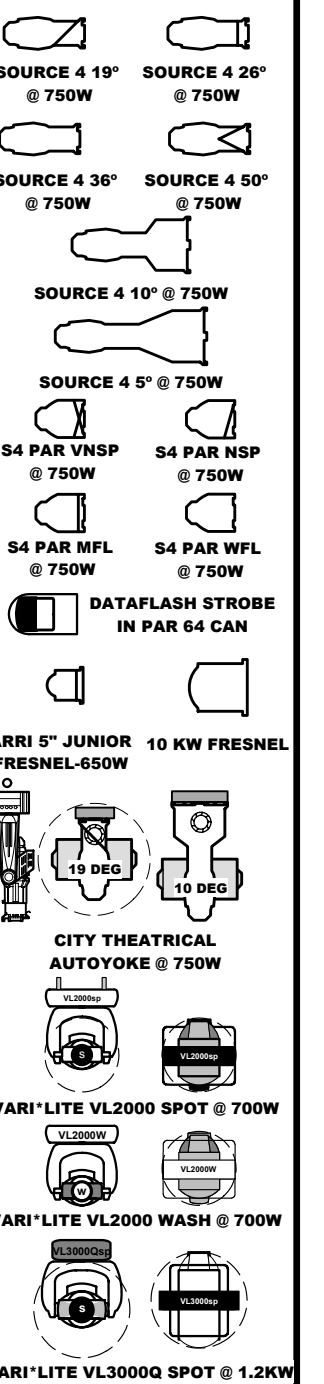
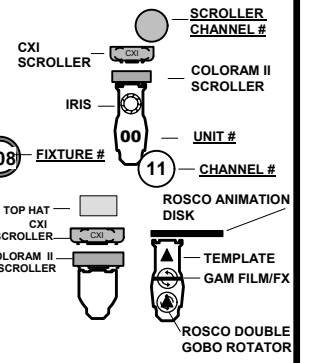


SYMBOLS:



TYPICAL:



THIS DRAWING REPRESENTS VISUAL CONCEPTS AND CONSTRUCTION SUGGESTIONS ONLY.


The Designer is unqualified to determine the structural or electrical appropriateness of this design, and will not assume responsibility for improper engineering, construction, handling, or use. All materials and construction must comply with the most stringent applicable Federal and Local Fire, Safety, Energy, and Environmental Codes.

L.D. #407
KENNETH POSNER

REVISED REDUCTION	9/20/04
REVISED	10/21/04
REVISED GROUNDPLAN	11/12/04
REVISED GROUNDPLAN	12/07/04

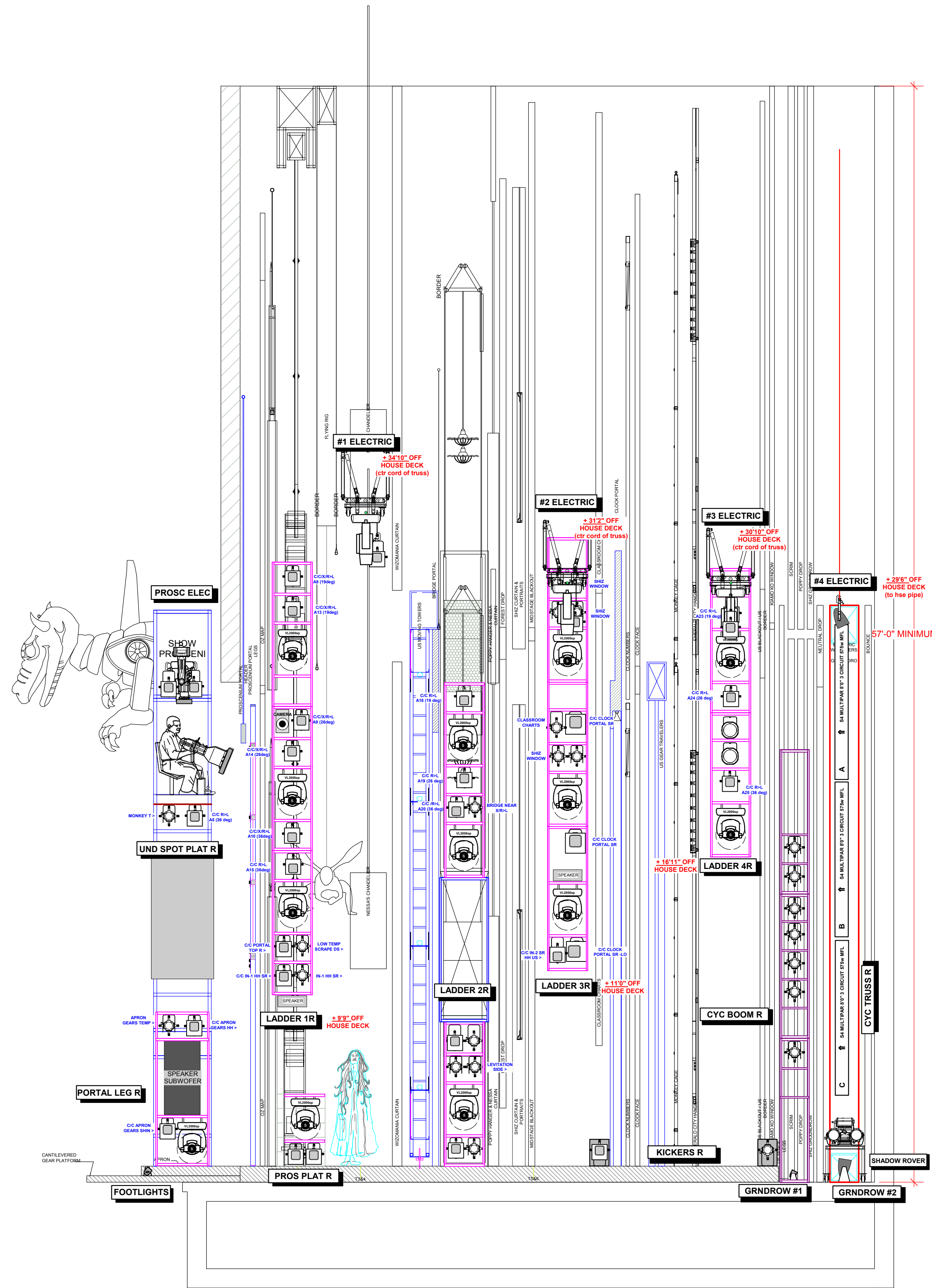
NATIONAL TOUR 2005

DIRECTED BY: JOE MANTELLO
 LIGHTING DESIGNER BY: KENNETH POSNER
 SCENERY DESIGNED BY: EUGENE LEE
 ASSOCIATE L.D.: KAREN SPAHN
 ASSISTANT L.D.: AARON SPRVEY
 PRODUCTION ELEC.: ROBERT FEHRBRACH
 PRODUCTION SUPERVISOR: JAKE BELL



LIGHTING SECTION

SCALE: 1/4" = 1'-0"
DATE: 06/22/05
DRAWN: KS
4 of 4



GENERAL NOTES

Ladder positions must be stiffened to prevent movement.
 Trim heights on Overhead Electrics and Ladders are from Stage Deck to Hanging Pipe.
 All moving lights hung in Ladders, Booms must hang on 1 1/2" pipe.
 All ellipsoids are ETC Source 4 with template slot, shutters, safety cable (black), C-clamp and color frame (black).
 Align all ellipsoids prior to installation.
 Stiffen all lighting booms.
 All electrics to receive final trim at focus: Do not chain off or tie off before focus is complete.
 Exact placement of all booms, floor mounted units to be determined by lighting designer on site.
 Provide spare units of all types.
 Please single circuit units.
 Provide spare circuits at all positions.
 Provide donuts for all template units.
 Please have Blackwrap, Black Tac and spare L209, R132, R119, R114 and R104 on hand at focus.
 Provide scroller cooling fan on/off control (by position) via lighting console.
 Please consult paperwork for units requiring tophats.
 All striplights to have glass filters.