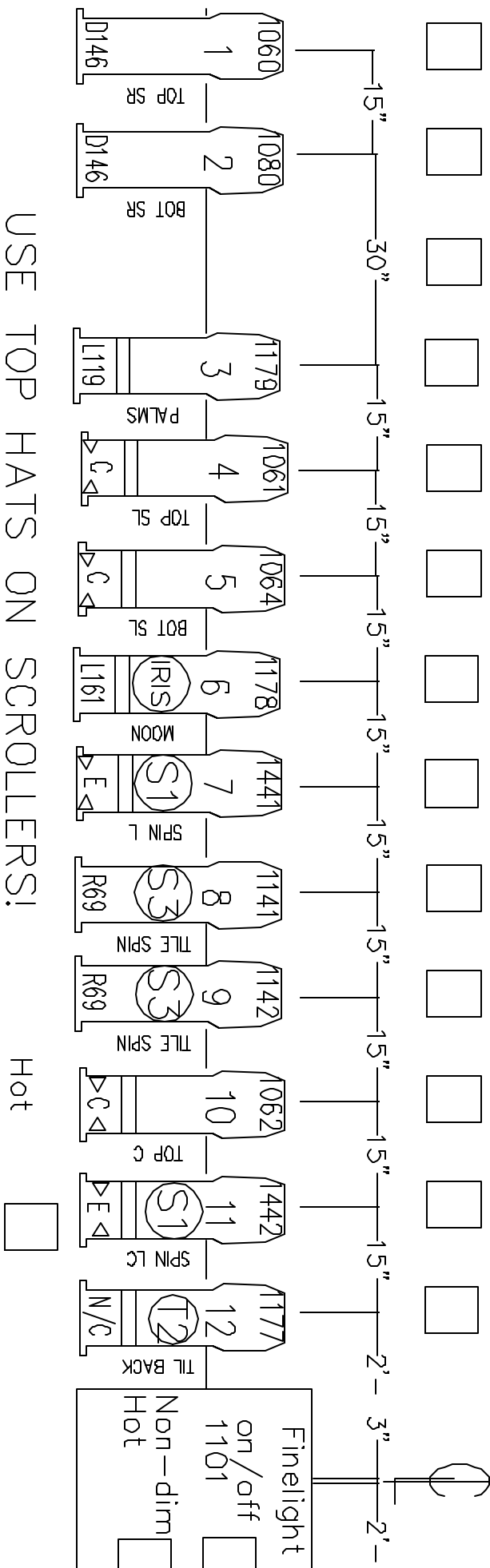


STAGE LEFT

STAGE RIGHT



USE TOP HATS ON SCROLLERS!

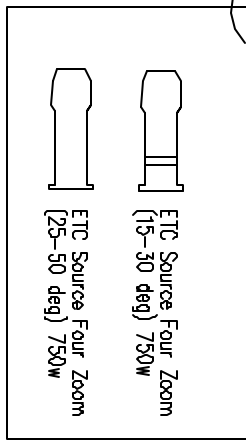
Hot

NOTES (Duplicated on Balc Rail SR drawing):

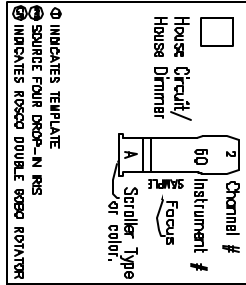
- * Need 23 dimmable circuits.
- * Need one hot circuit for Pani grayscale.
- * Need one hot circuit for spinners/RAM.
- * Need one 60A circuit.
- * Need 4-pin RAM from Ram box.
- * Need 5-pin DMX from DSR.
- * S1 indicates a spinner to plug to port 1-2.
- * S3 indicates a spinner to plug to port 3-4.
- * T1 indicates Eye gobbo.
- * T2 indicates breakup gobbo.
- * IRIS indicates irs.
- * Use boxes provided to fill in house circuit or dimmer.
- * Spinner and RAM boxes need DMX.
- * Only instruments # 11 and #15 may be 2-fered.

BLUE MARKINGS

SYMBOLS



LEGEND



BALC RAIL SL

NOT TO SCALE

AIDA - 1st NATIONAL TOUR
 Lighting Designer: Natasha Katz
 Associate LD: Edward Pierce
 Production Electrician: Robert Fehribach
 Head Electrician: Eric Rimes (312-953-0813 cell)